






Flute: Low F Mini Scale (Concert F)

F	G	A	Bb	C
---	---	---	----	---

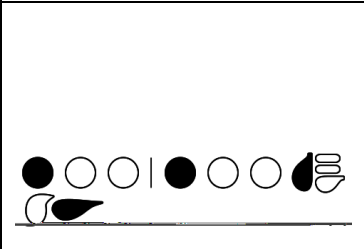
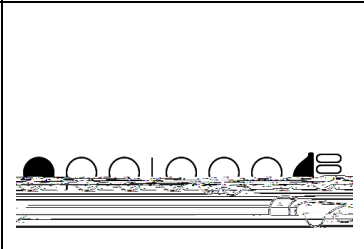
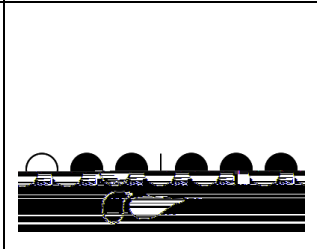
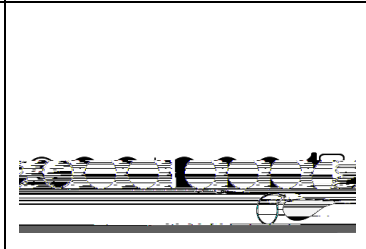
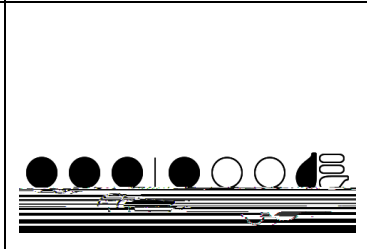
Flute: Ab Mini Scale (Concert Ab)

Ab	Bb	C	Db	Eb
				






S

D






S

<p>S</p>			<p>S</p>	
				

Flute: Eb Mini Scale (Concert Eb)

Eb	F	G	Ab	Bb
				

Flute: C Mini Scale (Concert C)

C	D	E	F	G
 A flute fingering diagram for the note C. The keys shown are the C key (left hand), D key (left hand), E key (left hand), F key (left hand), G key (left hand), and the B key (right hand). The B key is partially covered by the right hand.	 A flute fingering diagram for the note D. The keys shown are the D key (left hand), E key (left hand), F key (left hand), G key (left hand), and the B key (right hand). The B key is partially covered by the right hand.	 A flute fingering diagram for the note E. The keys shown are the E key (left hand), F key (left hand), G key (left hand), and the B key (right hand). The B key is partially covered by the right hand.	 A flute fingering diagram for the note F. The keys shown are the F key (left hand), G key (left hand), and the B key (right hand). The B key is partially covered by the right hand.	 A flute fingering diagram for the note G. The keys shown are the G key (left hand), A key (left hand), B key (right hand), and the C key (right hand). The C key is partially covered by the right hand.

